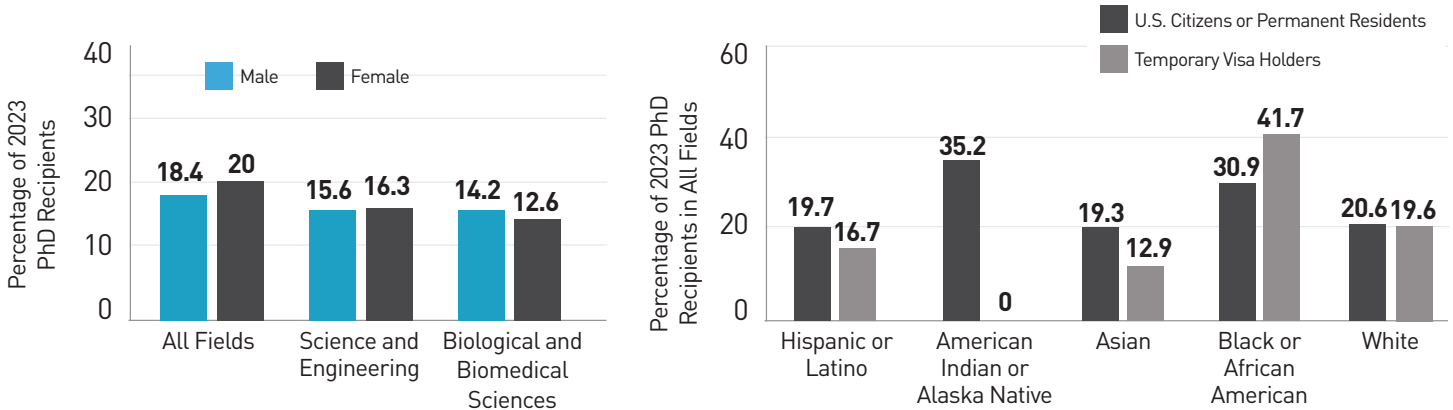




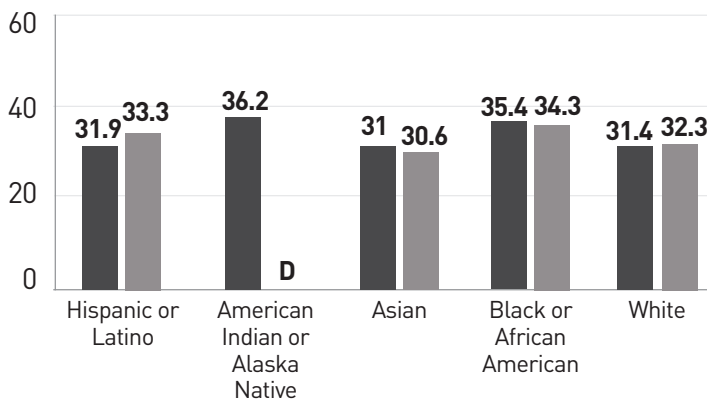
# Intersection of Citizenship, Race and Other Identities for PhDs in 2023

## Has Dependents Age 18 or Younger

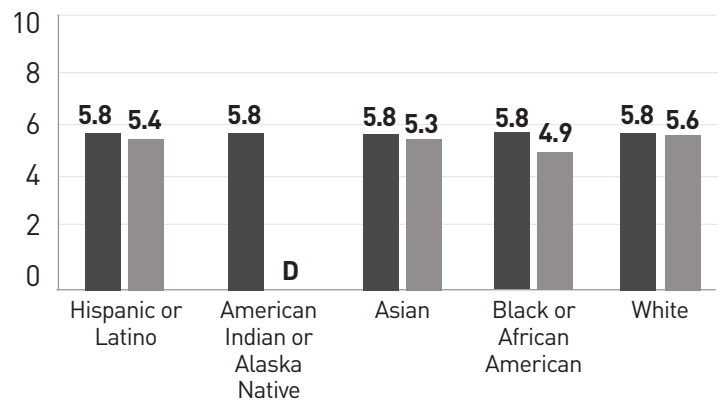


The estimated number of doctorate recipients with dependents aged 18 or younger is 19.2 percent. Compared to females, more male PhD recipients in biological and biomedical sciences have dependents. However, there are clear disparities across racial, ethnic, and citizenship backgrounds.

## Age at Doctorate (median years)



## Time to Doctorate (median years)



- The estimated age of the U.S. population at the doctorate level is 31.4 median years, according to a survey from the National Science Foundation. However, clear disparities exist across racial, ethnic, and citizenship backgrounds.
- International PhD recipients complete their programs in 5.3 years on average, compared to 5.8 years for U.S. citizens.

\*Data on more than one race, other race, and ethnicity not reported are not shown. D = suppressed to avoid disclosure of confidential information.